

















































China Cities in the Savills Tech Cities 2019 Top 30

Choosing the Best City in China for Your Tech Company



Metric	Description	 Shanghai	 Beijing	 Hong Kong	 Shenzhen	 Hangzhou	 Chengdu
Tech city ranking	Ranking in Savills Tech Cities 2019 report	15 	17 	20 	24 	25 	26 
Business environment	Environment, business costs and regulations, start-up culture, R&D and innovation, and linkages with other cities	3 	2 	13 	9 	10 	11 
Tech environment	Digital infrastructure, broadband networks and consumer engagement	19 	17 	15 	23 	16 	21 
Buzz and wellness	Pollution, parks, crime, healthcare, pay equality, entertainment, nightlife, retail and cultural experiences	26 	27 	17 	28 	30 	29 
Talent pool	Youthfulness, tech education credentials and ability to attract talent	24 	22 	11 	18 	28 	29 
Real estate costs	Office, residential, and co-working prices	10 	14 	29 	12 	4 	2 
Mobility	Available transportation, smart ticketing, and urban infrastructure	4 	13 	27 	11 	23 	28 

All numbers represent ranking among top 30 world tech cities. Data from Savills Tech Cities 2019 report. See <https://savills.co.uk/tech-cities>